

COMMERCIAL CONTROL VALVES

Performa™ Cv Control Valves

762 Time Clock

762 Time Clock



- 12-volt operation
- Filter or conditioner setting in one control

- Salt setting in 1-pound increments
- Operates 255, 263, 268, 273, 278, and Magnum® IT with one controller

762 Demand

- Simple, economic electronic demand (volumetric)
- Calendar override
- 12-volt operation
- 28-day variable reserve
- Automatic capacity calculations
- Fully programmable cycle times
- Salt setting in 1-pound increments
- Operates 255, 263, 268, 273, 278, and Magnum IT with one controller
- Remote regeneration

764 Demand

- Same features as the 762, plus:
- Multi-tank applications (twin alternating, multi-tank parallel)
- Control lookout



Autotrol

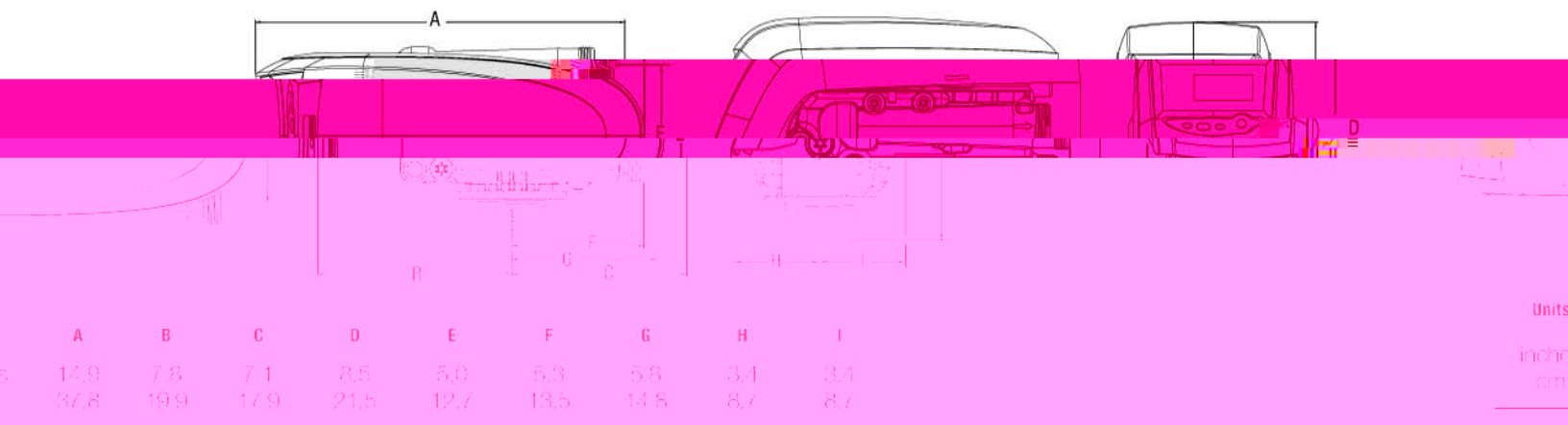


Dimensions

Valve Connections

Tank Thread	2-1/2-inches – 8, male
Inlet/Outlet Threads	1-3/4-inches – 12 UNC-2A male
Drain Line	3/4-inch NPT, male
Brine Line	3/8-inch NPT, male
Distributor Tube Diameter	1.050 inches (27 mm)
Distributor Tube Length	1/2 ± 1/2-inches (13 ± 13 mm) above top of tank

Outline Dimensions



Controller Flow Rate Characteristics	
10 bar drop	25.0 gpm (5.7 m³/h)
2 bar drop	20.0 gpm (4.5 m³/h)
	Cv = 6.50 (Kv = 5.6)
	Cv = 4.00 (Kv = 3.5)

Backwash Flow Control Table	
Backwash	10.0 gpm (2.3 m³/h)
Service	20.0 gpm (4.5 m³/h)

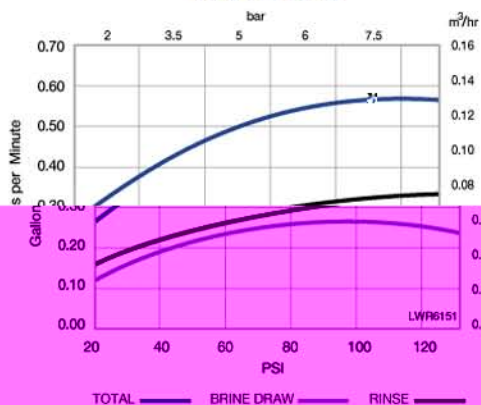
Flow Rates (Valve Only)	
Service @ 15 psi (1.03 bar)	20.0 gpm (4.5 m³/h)
Backwash @ 25 psi (1.72 bar)	10.0 gpm (2.3 m³/h)
Service	20.0 gpm (4.5 m³/h)
Backwash	10.0 gpm (2.3 m³/h)

Logix™ Series Controller

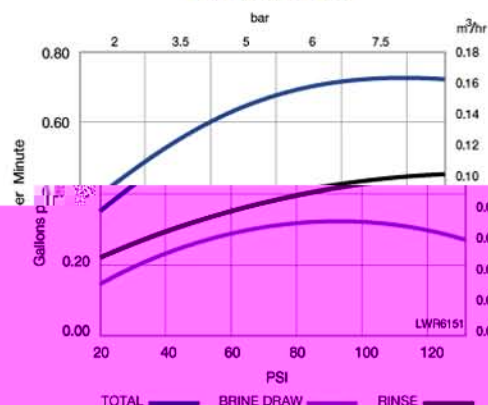
Injector* Performance

Logix™ Series Controllers

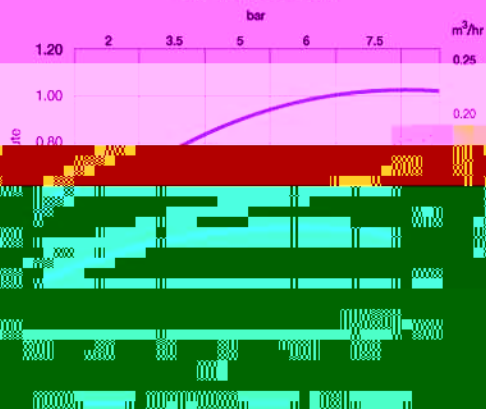
Injector "H" (Light Purple)
For 9-inch Tanks



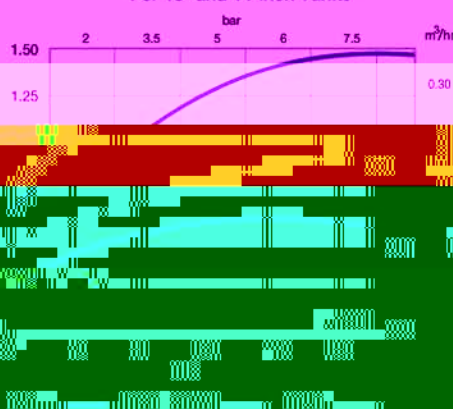
Injector "J" (Light Blue)
For 10-inch Tanks



Injector "K" (Pink)
For 12-inch Tanks



Injector "L" (Orange)
For 13- and 14-inch Tanks



Injector "N" (Green)
For 16-inch Tanks

